



HOLIDAY HOMES
OF DISTINCTION
2019 COLLECTION

www.carnabycaravans.com



CLIMBING HIGHER

At Carnaby we believe in a refined holiday home experience from beginning to end. We have a dedication to comfort, ensuring every product in our range offers you the refined domestic standards you'd expect from your own home. From the comfortable, supportive, sprung seating present in the class leading Ashdale through to the comfort mattresses we feature in each and every Carnaby, you can be sure that our class leading standards are being improved upon every year.

UPGRADING YOUR LIFESTYLE

We want you to feel upgraded every time you use your holiday home, which is why we've worked hard to refine and improve this years range. Browse and you'll see the addition of innovative upgrades to our popular Envoy, Helmsley Lodge and Oakdale ranges. In addition we've introduced the brand new Rosedale and retained range favourites Stamford Lodge and Ashdale so there is something for every taste and budget in 2019.



04
COMFORT



06
ENVOY



10
STAMFORD LODGE



14
HELMSLEY LODGE



18
ROSEDALE



22
OAKDALE



26
OAKDALE CL



28
ASHDALE

FLOOR PLANS	32
EXTERNAL SIZES	36
EXTERIOR FINISHES	37
WARRANTY INFORMATION	38
SPECIFICATIONS & OPTIONS	38



COMFORT

“At Carnaby, we don’t believe you should leave your domestic comfort at home. That’s why we have provided domestic sized and quality seating in all our models. Also, why should you have a poor night’s sleep when you are on holiday? Carnaby Comfort mattresses, designed and manufactured in the UK exclusively for us, are standard right across the range. Visit your local stockist to take the Carnaby Comfort test for yourself.”

Nigel Smailes, CEO



SUPERIOR SEATING AS STANDARD

To enable absolute relaxation when you need it most, all of our models include full-size, domestic quality seating.



IN CHARGE OF COMFORT

Wherever you sit down or lay your head, you’ll find an integrated USB charging station within easy reach, keeping you connected at all times.



ATTENTION TO EVERY DETAIL

It’s the little things that make all the difference, so we’ve approached each tiny feature and shaped it with your satisfaction in mind.



DREAMING OF COMFORT

Our deluxe mattresses are specially designed to promote sound, cozy and rejuvenating sleep.



KEEPING YOUR GUESTS IN COMFORT

Fold out beds could never be described as comfortable and worse still they seriously compromise the comfort of your sofa in everyday use. That’s why we offer the option of an Air-Divan, giving your guests a great night’s sleep and retaining our high Carnaby Comfort standard for day-to-day living.

AMBIENT COMFORT

STRUCTURAL THERMAL RATING



Comfort comes in many forms which is why we’ve invested in the insulation properties of all our holiday homes.

Carnaby’s research and development team have focused on the insulation values of the walls, floors, ceilings and windows - improving comfort levels within Holiday Homes fitted with our Ultra Warm or Ultra Warm Plus options.

The NCC Structural Thermal Rating Scheme is designed to give purchasers of caravan holiday homes built to EN 1647 the opportunity to compare the relative thermal efficiency between all manufacturers and their models on a level playing field.

The scheme takes into consideration the insulation qualities of the fabric of the holiday home.



HEATING
Wet System Radiators with Thermostatic Radiator Valves

WALL INSULATION
50mm fibreglass insulation

ROOF INSULATION
120mm fibreglass insulation with Vapour Barrier

FLOOR INSULATION
Double Foil

GLAZING
uPVC Double Glazed



HEATING
Wet System Radiators with Thermostatic Radiator Valves

WALL INSULATION
50mm High Density fibreglass insulation

ROOF INSULATION
100mm High Density fibreglass insulation with Vapour Barrier

FLOOR INSULATION
Double Foil and 25mm fibreglass insulation

GLAZING
uPVC Double Glazed ‘Low E’ Glass and Argon filled



ENVOY

40 x 13 - 2 Bedroom	8.1	8.7
40 x 13 - 2 Bedroom Outlook	8.1	8.7

STAMFORD LODGE

39 x 13 - 2 Bedroom	8.1	8.7
---------------------	-----	-----

HELMSLEY LODGE

37 x 13 - 2 Bedroom	8.2	8.8
39 x 13 - 2 Bedroom	8.2	8.8
39 x 13 - 3 Bedroom	8.2	8.8

ROSEDALE

36 x 12 - 2 Bedroom	8.1	8.7
39 x 12 - 2 Bedroom	8.2	8.7
39 x 12 - 3 Bedroom	8.1	8.7



OAKDALE

32 x 12 - 2 Bedroom	8.1	8.7
35 x 12 - 2 Bedroom	8.3	8.8
36 x 12 - 3 Bedroom	8.3	8.8
37 x 12 - 2 Bedroom	8.3	8.8
38 x 12 - 3 Bedroom	8.3	8.8

OAKDALE CL

37 x 12 - 2 Bedroom	8.4	8.9
38 x 12 - 3 Bedroom	8.4	8.9

ASHDALE

30 x 12 - 2 Bedroom	8.2	8.8
32 x 12 - 2 Bedroom	8.2	8.8
35 x 12 - 2 Bedroom	8.4	8.8
36 x 12 - 3 Bedroom	8.4	8.9



A WARRANTY FOR PEACE OF MIND

Our comprehensive warranty offers protection for your investment and gives you peace of mind. All Carnaby Caravans are covered by a minimum 12 months parts and labour warranty from the date of purchase of the first owner.

For full details of our extra cover please see page 38



Envoy 40 x 13 - 2
optional outlook front end

ENVOY

With this evolution of the Envoy a new message has been delivered; Carnaby can take the best and make it better.

The new light and airy outlook front window option in this class leading holiday home is as luxurious as it is ingenious. The open-plan luxury loft apartment styling remains, but the view is enhanced by the lift up remote controlled TV* and large picture window. Innovative feature lighting and premium materials, wrap around the occupants enhancing the home from home feeling awarded to the Envoy by large comfortable sofas, a full size domestic quality kitchen, premium appliances and comfy beds. The Envoy continues to set the benchmark by which all other holiday homes will be measured.


*Included with outlook option.



outlook option



outlook option



Rating is based on 40 x 13 - 2
when fitted with optional
Ultra Warm Plus - For more
information see page 5



Standard dishwasher



Optional washing machine

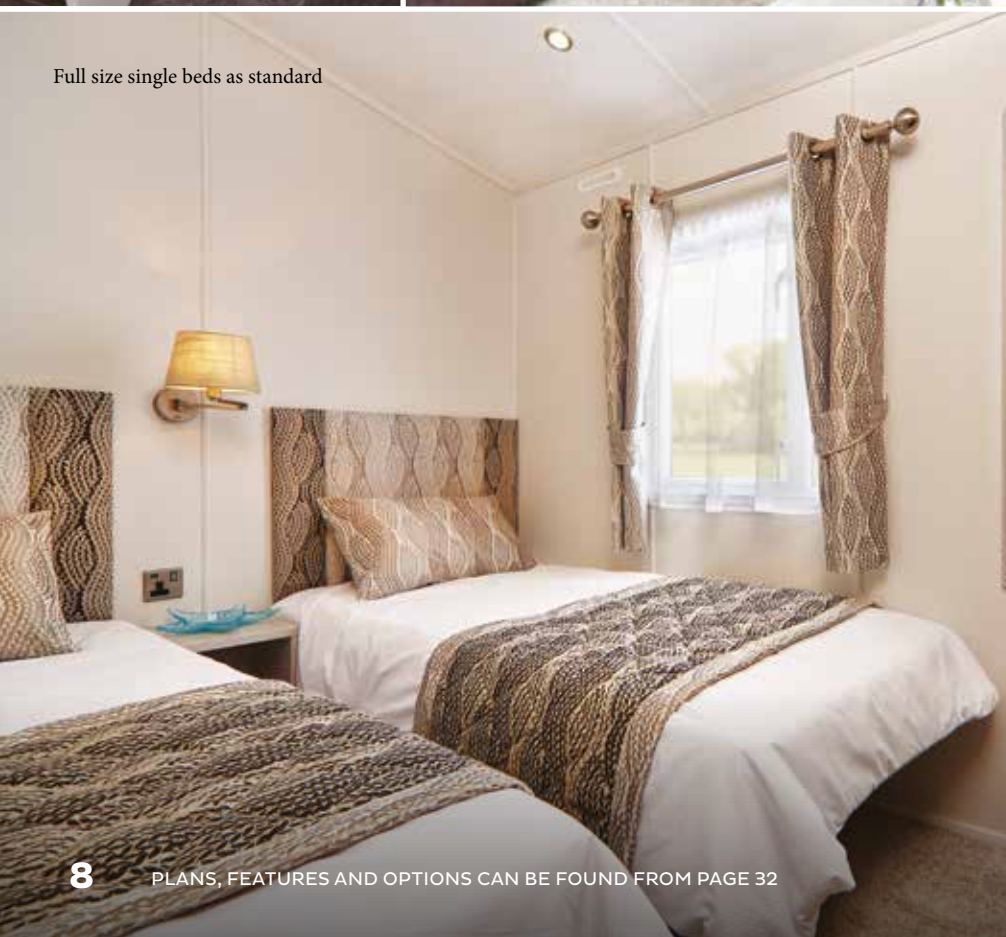


Standard fridge freezer



Attention to detail, illuminated drawers and internal cutlery drawer

Full size single beds as standard





Stamford Lodge 39 x 13 - 2

STAMFORD LODGE

Still setting standards in luxury lodge living, the Stamford Lodge's clean lines and sophisticated monochrome colour palette create a lodge environment that is as comfortable as it is spacious.

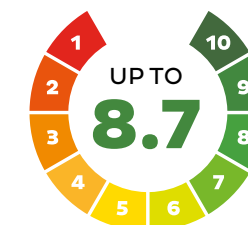
Walk into the Stamford Lodge and you'll find a unique layout that exudes class and quality. The high gloss kitchen and vast master bedroom enable the discerning holiday home owner to become the envy of their neighbours for seasons to come.



Optional
Herringbone
effect fabric sofa



STRUCTURAL
THERMAL RATING



Rating is based on 39 x 13 - 2
when fitted with optional
Ultra Warm Plus - For more
information see page 5





Helmsley Lodge 39 x 13 - 2

HELMSLEY LODGE

Spacious and welcoming, the warm tones of the unashamedly elegant Helmsley Lodge offer a specification and value that is unrivalled by any other holiday home in this position of the market.

The brand new sculpted seating along with the Inglenook fireplace and mock log burner enhance the already class leading Helmsley Lodge. It has a classic interior that other lodges aspire to imitate. Built and finished to the highest standards throughout, the wrap around kitchen and connecting dining area feature stunning high-gloss surfaces and domestic quality appliances.



Helmsley Lodge 37 x 13 - 2 &
39 x 13 - 3 fixed seating arrangement

STRUCTURAL
THERMAL RATING



Rating is based on 39 x 13 - 2
Bedroom Helmsley Lodge
fitted with optional Ultra
Warm Plus - For more
information see page 5



Helmsley Lodge 37 x 13 - 2 & 39 x 13 - 2



Helmsley Lodge 37 x 13 - 2 & 39 x 13 - 2





Rosedale 39 x 12 - 2
optional French doors

ROSEDALE

New for 2019. Designed to evoke a traditional country cottage, this sophisticated and elegant Holiday Home creates a contemporary, yet cosy living space. With its intelligent use of space and the clear division of living areas Rosedale makes a superior choice for the discerning buyer.

In the living area, full-length windows and homely fabrics are complemented by sumptuous domestic quality seating, creating a warm and welcoming space you won't want to leave. The separate and generously equipped kitchen with feature flooring, under-counter fridge and freezer along with the combination integrated microwave give all the home from home comforts you'd expect at this position of the range.

Step inside the bedrooms and you'll find practical storage, sumptuous styling and our very own supremely comfortable mattresses.

PLANS, FEATURES AND OPTIONS CAN BE FOUND FROM PAGE 32



STRUCTURAL
THERMAL RATING



Rating is based on 39 x 12 - 2
when fitted with optional
Ultra Warm Plus - For more
information see page 5



With optional dish washer





Oakdale 37 x 12 - 2
optional front door


OAKDALE

Oakdale returns to the range updated and enhanced for 2019 with refreshed fabrics and a truly innovative sofa arrangement. Step inside and you'll be greeted by that unmistakable Oakdale feeling of home, with oak finishes and subtle accent colours giving rise to a quality rarely afforded to holiday homes at this price point.

With modern appliances, aesthetic light fixtures and every element designed to provide maximum comfort, Oakdale is an exemplary choice for families and couples in search of a genuine sanctuary.



Oakdale 35 x 12 - 2



Rating is based on 37 x 12 - 2
when fitted with optional
Ultra Warm Plus - For more
information see page 5



Oakdale 37 x 12 - 2
optional front door



Oakdale 37 x 12 - 2



INNOVATION

The 2019 Oakdale features an exclusive and innovative sofa which can be configured to your every whim. Find your perfect seating position with pop-up headrests, stowaway occasional / foot stools and make space for the whole family to relax with the innovative daybed. Our modular seating also incorporates the free-moving chair.



Adjustable headrests



Pull out
day / sofa bed





Oakdale Centre Lounge 37 x 12 - 2



37 x 12 - 2
with optional
washing
machine

OAKDALE CENTRE LOUNGE

Enjoy all of the best parts of the Oakdale,
configured into a unique centre lounge layout.

Perfect for families, the centrally
placed lounge, kitchen and
dining areas give a large open
plan living space.

The clever design also separates
the master bedroom from
the twin bedroom(s) ensuring
further privacy and in the 37 x
12 - 2 model we've even made
room for a handy utility room.

STRUCTURAL
THERMAL RATING



Rating is based on 37 x 12 - 2
when fitted with optional
Ultra Warm Plus - For more
information see page 5





Ashdale 35 x 12 - 2

ASHDALE

Designed to introduce you to the Carnaby lifestyle, the Ashdale offers affordability without compromising on comfort and convenience.

We've created the Ashdale to make holidaying run more smoothly than ever before. Smart and clean design; plenty of sprung seating, huge dining area and lots of natural light. If you are looking for fuss free design with buckets of space to relax and unwind then look no further.



STRUCTURAL THERMAL RATING

UP TO **8.9**

Rating is based on 36 x 12- 3 when fitted with optional Ultra Warm Plus - For more information see page 5



FLOOR PLANS



Envoy with optional sand plastic cladding Envoy with optional outlook front end

ENVOY

STAMFORD LODGE

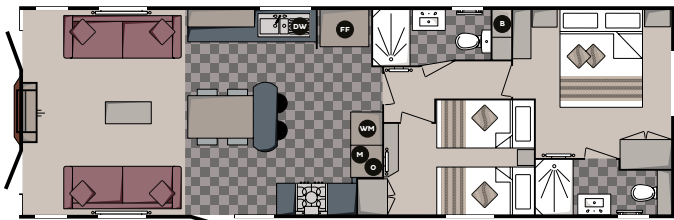


Helmsley Lodge shown with optional stone plastic cladding and grey windows

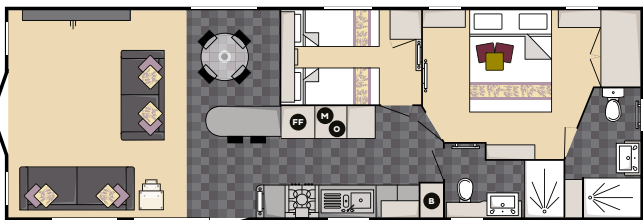
Rosedale shown with optional stone plastic cladding and grey windows

HELMSLEY LODGE

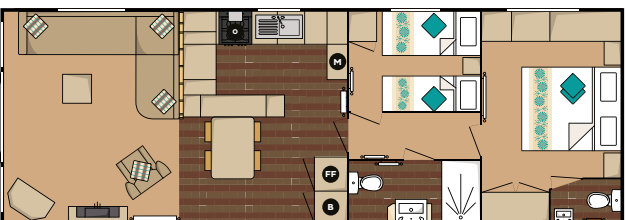
ROSEDALE



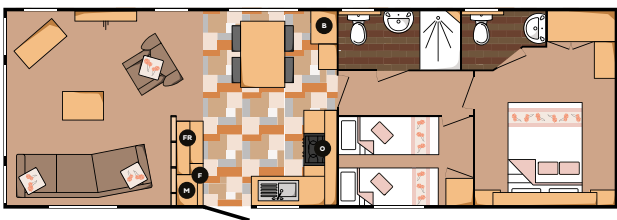
ENVOY 40 X 13 - 2 BEDROOM
Bed sizes: Double 1905mm x 1525mm & 2 x Single 1830mm x 915mm



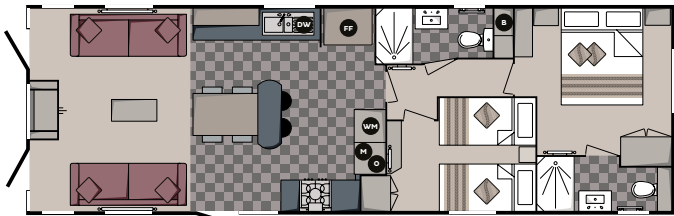
STAMFORD LODGE 39 X 13 - 2 BEDROOM
Bed sizes: Double 1905mm x 1525mm & 2 x Single 1830mm x 685mm



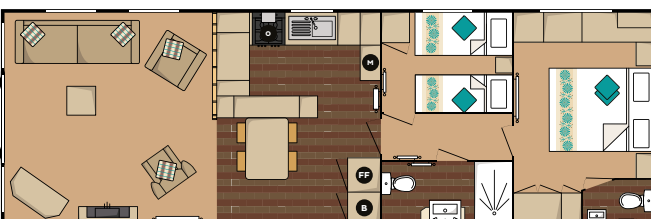
HELMSLEY LODGE 37 X 13 - 2 BEDROOM
Bed sizes: Double 1905mm x 1525mm, 1 x Single 1830mm x 760mm & 1 x Single 1830mm x 915mm



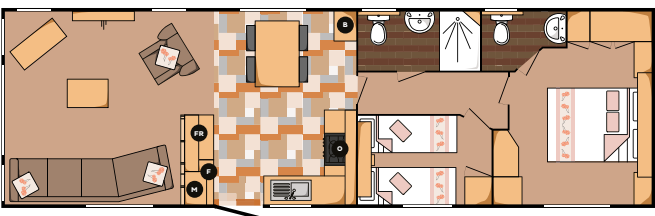
ROSEDALE 36 X 12 - 2 BEDROOM
Bed sizes: Double 1905mm x 1525mm & 2 x Single 1830mm x 685mm



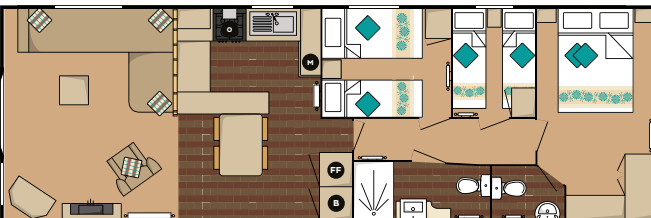
ENVOY OUTLOOK 40 X 13 - 2 BEDROOM
Bed sizes: Double 1905mm x 1525mm & 2 x Single 1830mm x 915mm



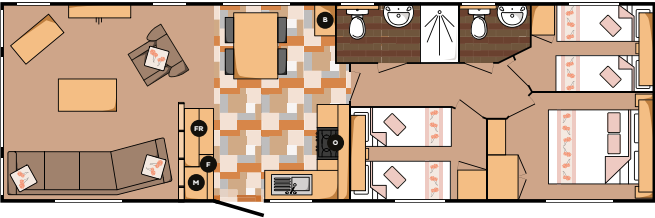
HELMSLEY LODGE 39 X 13 - 2 BEDROOM
Bed sizes: Double 1905mm x 1525mm, 1 x Single 1830mm x 760mm & 1 x Single 1830mm x 915mm



ROSEDALE 39 X 12 - 2 BEDROOM
Bed sizes: Double 1905mm x 1525mm & 2 x Single 1830mm x 685mm



HELMSLEY LODGE 39 X 13 - 3 BEDROOM
Bed sizes: Double 1905mm x 1370mm, 1 x Single 1830mm x 915mm, x 1 Single 1830mm x 760mm & 2 x Single 1830mm x 610mm



ROSEDALE 39 X 12 - 3 BEDROOM
Bed sizes: Double 1905mm x 1370mm, 2 x Single 1830mm x 685mm & 2 x Single 1830mm x 610mm

KEY

- M

Microwave /
Space for
Microwave
- O

Oven
- B

Boiler
- WM

Optional
Washing
Machine
- DW

Dish
Washer
- FF

Fridge
Freezer
- F

Fridge
- FR

Freezer

FLOOR PLANS



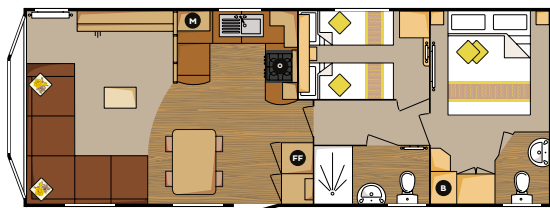
Oakdale shown with optional grey glazing and front door layout



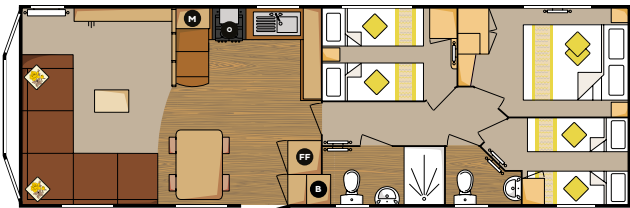
OAKDALE

OAKDALE CENTRE LOUNGE

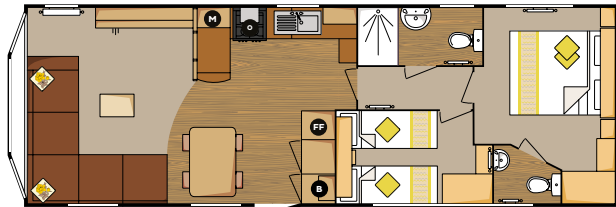
ASHDALE



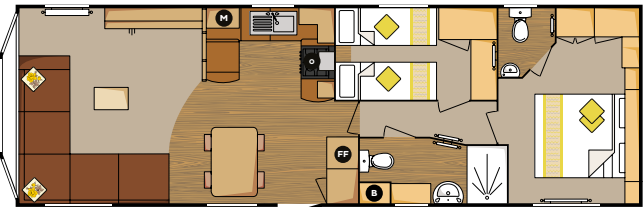
OAKDALE 32 X 12 - 2 BEDROOM
Bed sizes: Double 1905mm x 1525mm & 2 x Single 1830mm x 685mm




OAKDALE 36 X 12 - 3 BEDROOM
Bed sizes: Double 1905mm x 1370mm, 2 x Single 1830mm x 685mm & 2 x Single 1830mm x 610mm



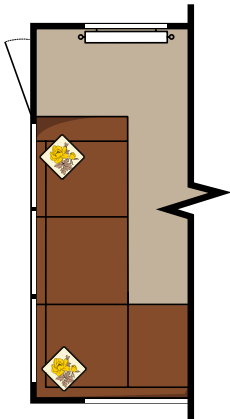
OAKDALE 35 X 12 - 2 BEDROOM
Bed sizes: Double 1905mm x 1525mm & 2 x Single 1830mm x 685mm



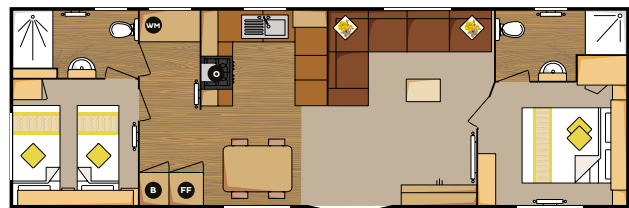
OAKDALE 37 X 12 - 2 BEDROOM
Bed sizes: Double 1905mm x 1525mm & 2 x Single 1830mm x 685mm



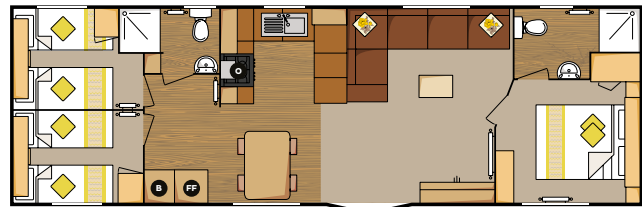
OAKDALE 38 X 12 - 3 BEDROOM
Bed sizes: Double 1905mm x 1370mm, 2 x Single 1830mm x 685mm & 2 x Single 1830mm x 610mm



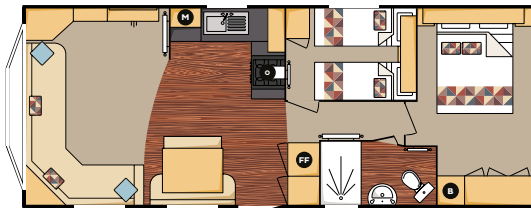
- OPTIONAL FRONT DOOR WINDOW ARRANGEMENT**
- Oakdale 32 x 12 - 2 Bedroom
 - Oakdale 35 x 12 - 2 Bedroom
 - Oakdale 36 x 12 - 3 Bedroom
 - Oakdale 37 x 12 - 2 Bedroom
 - Oakdale 38 x 12 - 3 Bedroom



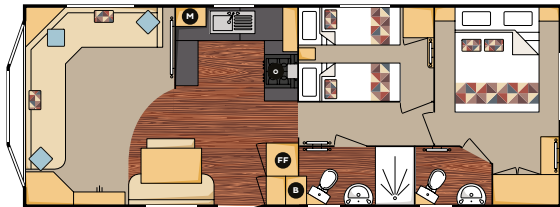
OAKDALE CL 37 X 12 - 2 BEDROOM
Bed sizes: Double 1905mm x 1370mm, 1 x Single 1830mm x 760mm & 1 x Single 1830mm x 915mm



OAKDALE CL 38 X 12 - 3 BEDROOM
Bed sizes: Double 1905mm x 1370mm, 2 x Single 1830mm x 760mm & 2 x Single 1830mm x 685mm



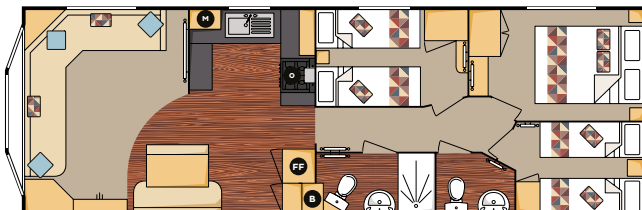
ASHDALE 30 X 12 - 2 BEDROOM
Bed sizes: Double 1905mm x 1370mm & 2 x Single 1830mm x 685mm



ASHDALE 32 X 12 - 2 BEDROOM
Bed sizes: Double 1905mm x 1525mm & 2 x Single 1830mm x 685mm



ASHDALE 35 X 12 - 2 BEDROOM
Bed sizes: Double 1905mm x 1525mm & 2 x Single 1830mm x 685mm




ASHDALE 36 X 12 - 3 BEDROOM
Bed sizes: Double 1905mm x 1370mm, 2 x Single 1830mm x 685mm & 2 x Single 1830mm x 610mm

EXTERNAL SIZES

KEY

- L1 Overall length including tow bar
- L2 Overall roof length inc. Gutters
- L3 Body length inc. Bay (if applicable)
- L4 Body length at floor level
- W1 Overall width inc. Gutters/Plastic front
- W2 Overall body width
- H1 Overall height inc. flues



ENVOY	L1 (M)	L2 (M)	L3 (M)	L4 (M)	W1 (M)	W2 (M)	H1 (M)	Weight (KG)
40 x 13 - 2 Bedroom	13.2	12.71	12.4	12.3	4.3	3.98	3.57	6180*
40 x 13 - 2 Bedroom Outlook	13.2	12.71	N/A	12.3	4.3	3.98	3.57	5920*
STAMFORD LODGE								
39 x 13 - 2 Bedroom	13	12.31	N/A	11.9	4.3	3.98	3.57	5590*
HELMSLEY LODGE								
37 x 13 - 2 Bedroom	12.49	11.8	N/A	11.39	4.3	3.98	3.57	5420*
39 x 13 - 2 Bedroom	13.1	12.41	N/A	12	4.3	3.98	3.57	5520*
39 x 13 - 3 Bedroom	13.1	12.41	N/A	12	4.3	3.98	3.57	5400*
ROSEDALE								
36 x 12 - 2 Bedroom	12.03	11.54	N/A	11.13	4	3.68	3.47	4780*
39 x 12 - 2 Bedroom	12.79	12.3	N/A	11.89	4	3.68	3.47	5290*
39 x 12 - 3 Bedroom	12.79	12.3	N/A	11.89	4	3.68	3.47	5220*
OAKDALE								
32 x 12 - 2 Bedroom	11.01	10.32	10.21	9.91	4	3.68	3.47	4360
35 x 12 - 2 Bedroom	11.89	11.2	11.09	10.79	4	3.68	3.47	4530
36 x 12 - 3 Bedroom	12.18	11.49	11.38	11.08	4	3.68	3.47	**
37 x 12 - 2 Bedroom	12.49	11.8	11.69	11.39	4	3.68	3.47	4780
38 x 12 - 3 Bedroom	12.68	11.99	11.88	11.58	4	3.68	3.47	4830
OAKDALE CENTRE LOUNGE								
37 x 12 - 2 Bedroom	12.43	11.53	N/A	11.33	3.88	3.68	3.47	4640
38 x 12 - 3 Bedroom	12.7	11.8	N/A	11.6	3.88	3.68	3.47	4730
ASHDALE								
30 x 12 - 2 Bedroom	10.35	9.66	9.55	9.25	4	3.68	3.47	3890
32 x 12 - 2 Bedroom	10.85	10.16	10.05	9.75	4	3.68	3.47	**
35 x 12 - 2 Bedroom	11.77	11.08	10.97	10.67	4	3.68	3.47	4300
36 x 12 - 3 Bedroom	12.07	11.38	11.27	10.97	4	3.68	3.47	4500

* For Timber and CanExel cladding add 500Kg ** Not available at time of going to press, please check the Carnaby website or call 01262 679971 for up-to-date information. All model weights are inclusive of wet radiator heating systems. All dimensions are in metres.

EXTERIOR FINISHES



CLADDING

Exterior colours and finishes to suit you and your surroundings. Where options allow, holiday homes can be clad in Aluminium, Embossed Plastic, CanExel or Timber.

Standard	S
Optional	O
Not Available	X

ALUMINIUM*

SANDSTONE			
Envoy	S	Rosedale	X
Stamford	S	Oakdale/CL	X
Helmsley	X	Ashdale	X

BARLEY WHITE			
Envoy	X	Rosedale	S
Stamford	X	Oakdale/CL	S
Helmsley	S	Ashdale	S

ENVIRONMENTAL			
Envoy	O	Rosedale	O
Stamford	O	Oakdale/CL	O
Helmsley	O	Ashdale	O

EMBOSSSED PLASTIC*

CREAM			
Envoy	O	Rosedale	O
Stamford	O	Oakdale/CL	X
Helmsley	O	Ashdale	X

SAND			
Envoy	O	Rosedale	O
Stamford	O	Oakdale/CL	X
Helmsley	O	Ashdale	X

STONE			
Envoy	O	Rosedale	O
Stamford	O	Oakdale/CL	X
Helmsley	O	Ashdale	X

ENVIRONMENTAL GREEN			
Envoy	O	Rosedale	O
Stamford	O	Oakdale/CL	X
Helmsley	O	Ashdale	X

CANEXEL*

SIERRA			
Envoy	O	Rosedale	O
Stamford	O	Oakdale/CL	X
Helmsley	O	Ashdale	X

CLIFFSIDE			
Envoy	O	Rosedale	O
Stamford	O	Oakdale/CL	X
Helmsley	O	Ashdale	X

ACADIA			
Envoy	O	Rosedale	O
Stamford	O	Oakdale/CL	X
Helmsley	O	Ashdale	X

TIMBER*

EUROPEAN REDWOOD			
Envoy	O	Rosedale	O
Stamford	O	Oakdale/CL	X
Helmsley	O	Ashdale	X

*Samples are available on request

WINDOW FINISHES

To complement your choice of exterior cladding colour we offer a wide range of uPVC window options.



ANTIQUE
(Standard on Envoy & Stamford Lodge)



GOLDEN OAK



GREEN



GREY

WARRANTY INFORMATION



COMPLETE ASSURANCE

All Carnaby caravans are covered by a minimum 12 months parts and labour warranty* from the date of purchase of the first owner.

GET PEACE OF MIND GUARANTEED

Below is a list of items covered by extended warranties.

- Fully Galvanised Chassis

- Double Glazed units in windows and Exterior Doors (Excluding Frames, Handles and Hinges)
- Pan Tile Roof Sheets
- Walls, Ceilings and Floors
- Carpets and Lino

- Boilers (Vaillant)
- Cooker Hoods (Focal Point Only)
- Electric Fires (Focal Point Only)
- Electric Sockets and Switches
- Free Standing Furniture
- Taps
- Washbasins and Sanitaryware
- Radiators and Towel Rails
- Kitchen Sink
- Interior Door Handles
- Gutters, Downpipes and Cladding

- Boilers (Morco GB24)
- Fridge/Freezers, Microwaves, Cooker Hoods and Dishwashers (BEKO)

* excluding any damage caused by transport, siting, commissioning, general wear and tear or misuse. Warranty only applies to original purchaser and is non transferable.

SPECIFICATIONS / FEATURES / OPTIONS

KEY						
Standard	S					
Optional	O					
Not Available	X					
EXTERIOR	ENVOY	STAMFORD LODGE	HELMSLEY LODGE	ROSEDALE	OAKDALE	ASHDALE
Aluminium Cladding	S	S	S	S	S	S
Plastic Cladding	O	O	O	O	X*4	X
CanExel Cladding	O	O	O	O	X*4	X
Timber Cladding	O	O	O	O	X*4	X
Environmental Colours (Cladding and Glazing)	O	O	O	O	O	O
Painted Chassis with Pre-Galvanised Legs	X	X	X	S	S	S
Fusion Pro-Tech Fully Galvanised Chassis	S	S	S	O	O	O
Reversible Tow Bar Facility	S	S	S	S	S	S
uPVC Double Glazing	S	O	O	O	O	O
Exterior Light	S	S	S	S	S	S
Single Front Door	X	X	X	X	O*1	X
French Doors	S	S	S	O	X/S*2	X
'Velux' Roof Window	O	S	O	O	O	O
Outlook Option Including Remote Reveal Television	O	X	X	X	X	X
HEATING AND INSULATION						
External Pipe Lagging	S	S	S	S	S	S
25mm Fibreglass Wall Insulation	X	X	S	S	S	S
Ultra Warm Upgrade <ul style="list-style-type: none">Wet System Radiators with Thermostatic Radiator Valves50mm Fibreglass Wall Insulation120mm Roof Insulation with Vapour BarrierUnder-Floor InsulationGlazing: uPVC Double Glazed	S	S	O	O	O	O
Ultra Warm Plus Upgrade <ul style="list-style-type: none">Wet System Radiators with Thermostatic Radiator Valves50mm High Density Fibreglass Wall Insulation100mm High Density Roof Insulation with Vapour BarrierUnder-Floor Insulation Double Foil + 25mm FibreglassGlazing: uPVC Double Glazed 'Low E' Glass Argon filled	O	O	O	O	O	O
Trace Heating	O	O	O	O	O	O
BS3632 Residential Specification, includes uPVC Plastic Cladding	O	O	O	X	X	X
Electric Panel Heaters	O	O	O	O	O	O

LOUNGE & DINING

	ENVOY	STAMFORD LODGE	HELMSLEY LODGE	ROSEDALE	OAKDALE	ASHDALE
Vaulted Ceiling In Lounge Only	X	X	X	X	X/S*2	X
Vaulted Ceiling Throughout	S	S	S	S	S/X*1	S
Net Curtains/Voile on Selected Windows	S	S	S	S	S	S
Carpet Underlay	S	S	S	S	S	S
Fixed Dinette Seating with Multi Purpose Bench	X	X	X	X	X	S
Dining Table & Chairs	S	S	S	S	S	O
Additional Dining Chair	O	O	O	O	O	O
Media Hub; USB Charging Sockets in Lounge & Bedrooms	S	S	S	S	S	S
Dining Stool	O	O	O	O	O	O
Bluetooth Lounge Ceiling Speakers	S	O	O	O	O	O
Wall Mounted TV Point (HDMI, Single Mains Socket, Aerial Co-Axial)	S*5	S	O	O	S	O
Make-up Bed in Lounge	X	X	X	X	S	O
Air-Divan	O	O	O	O	O	O
Lounge Scatter Cushions	S	S	S	S	S	S
Coffee Table	S	S	S	S	S	O

KITCHEN

Externally Vented Cooker Extractor Hood	S	S	S	S	S	S
Inset 5 'Wok' Burner Gas Hob	S	S	X	X	X	X
Gas Oven & Grill (Two Door) and Four Burner Hob	X	X	S	S	S	S
Gas Oven & Grill (Two Door) and Five Burner Hob	S	S	X	X	X	X
Freestanding Microwave Oven	X	X	X	X	O	O
Integrated Microwave Oven	S	S	S	S	O*1	O
Integrated Dishwasher	S	O	O	O	O	O
Freestanding Fridge/Freezer	S	X	X	X	X	X
Integrated Fridge/Freezer	X	S	S	S	S	S
Plinth Lighting	O	O	O	O	O	O
Dividing Door to Hallway	S	X	S	S	S*1	O
Integrated Washing Machine	O	O	O	X	X*3	X
Integrated Washer/Dryer	O	O	O	X	X*3	X

BATHROOM

Extractor Fan	S	S	S	S	O	O
Family Bathroom with Shower	S	S	S	S	S	S
En-Suite Bathroom with Shower	S	S	X	X	X	X

BEDROOM

Bedding Set (Duvet Covers, Pillow Cases & Runners)	S	O	O	O	O	O
Tuftained Mattress (Single)	O	O	O	O	O	O
Tuftained Mattress (Double)	O	O	O	O	O	O
Gas Strut Lift Up Storage Bed (Main Bedroom Only)	S	S	S	O	O	O
Space Saving Fold Under Bed (Twin Bedrooms Only)	O	O	O	O	O	O
Mosquito Nets & Blinds (Bedroom windows only)	O	O	O	O	O	O
TV Aerial Booster	S	O	O	O	O	O
TV Point in Main Bedroom	S	S	S	S	O	O
TV Point in Twin Bedroom	S	S	O	O	O	O
TV Point in Third Bedroom	X	X	O	O	O	O

*1) Not available on Oakdale Centre Lounge

*2) Standard on Oakdale Centre Lounge model, not available on standard Oakdale

*3) Except 37 x 12 - 2 Oakdale Centre Lounge (situated in the utility room)

*4) Only available on Oakdale when front door option is selected. It is also available on Oakdale Centre Lounge models

*5) Not available on the Envoy outlook front end option



HOLIDAY HOMES OF DISTINCTION

2019 COLLECTION

DEALER / PARK OPERATOR STAMP




Table settings, ornaments, toys, electrical appliances, duvet covers and pillowcases as displayed are intended for photographic purposes only and, unless otherwise specified in writing, do not form any part of any contract, nor do they constitute any representation whatsoever by us or on behalf of Carnaby Caravans Ltd. All dimensions are approximate sizes. Carnaby reserves the right to change any materials, fittings etc, shown in this brochure without prior notice in accordance with our policy of continual improvement or availability of material. All Carnaby holiday homes are built to grades A & B snow-loading in accordance with EN1647. The model designate does not denote the body length or width. All Carnaby holiday homes must be connected to mains water, sewerage, electricity, and propane gas (unless otherwise specified).

Caravan holiday homes are designed to provide comfortable, high-quality accommodation for holiday and recreational use only; recreational use should be considered to include holidays of not more than six weeks of continuous use, weekend visits, and other short duration visits. They are not designed for residential occupancy.

Caravan holiday homes are built to the EN 1647 specification. If you are looking to live in a caravan holiday home or stay in one for non-recreational use you should consider purchasing a residential park home which is sited on a residential park home estate. If the above advice is not followed and your caravan holiday home is used as a main residence then the manufacturer's warranty may be compromised.

The Envoy, Stamford Lodge and Helmsley Lodge are as an optional extra available in BS3632 which has the advantage of 0% VAT on the construction element. Please refer to the Park Licence and associated planning conditions when selecting either a holiday home EN1647 or a BS3632 residential specification unit.

We have made every effort to make the colours and finishes printed in this brochure as close as possible to the colours and finishes of our caravan exteriors and contents. However, we cannot guarantee an exact match in colours and finishes and the images in this brochure should not be relied on as such. The representation of colours are limited by technology and may vary due to the printing process.

PLEASE ASK YOUR DEALER OR PARK TO CONFIRM PRICES

For further product information please call: 01262 679971 or
for general enquiries email: info@carnabycaravans.com,
for sales enquiries email: sales@carnabycaravans.com
or visit our website.



CARNABY CARAVANS LIMITED

Lancaster Road, Carnaby Industrial Estate, Bridlington,
East Riding of Yorkshire YO15 3QY

TEL: 01262 679971 FAX: 01262 670315

www.carnabycaravans.com