

Highlights

- New model for 2016
- All models incorporate en suite toilets
- Spacious kitchen and plenty of storage
- Fixed dinette or free-standing table and chairs
- Fresh colour scheme





The Blenheim

A welcoming space big enough for the whole family with the added luxuries you deserve.

New for 2016, The Blenheim is designed for families of all ages who expect a little more from their holiday home. More comfort, more style and more space means more fun whatever each day of your holiday holds.

You'll find everything you'd expect inside, plus a lot of things you wouldn't. Generous kitchen storage, built-in appliances, double patio doors and a calming colour scheme, are just a few of the features that make this holiday home a unique place to be.









The Blenheim

Say hello to a spacious holiday home that not only meets your expectations, but exceeds them in every way. Available in 3 layouts.

All this included

- ✓ Aluminium cladding
- ✓ Upgraded external walls incorporating 50mm insulation
- ✓ 100mm insulation in roof
- ✓ Electric fire
- ✓ Fixed dinette seating
- ✓ Open-plan lounge / kitchen
- ✓ Externally vented powered cooker hood
- ✓ Bathroom extractor fans
- ✓ Carpet underlay throughout
- ✓ Stylish light fittings with low energy bulbs
- ✓ Separate en suite toilet
- ✓ TV point to master bedroom and one twin room
- ✓ Steel pantile roof
- ✓ 40mm worktops
- ✓ Cutlery tray
- ✓ Soft close hinges to doors and drawers in kitchen
- ✓ Smoke and carbon monoxide detectors
- ✓ USB socket to all bedrooms
- ✓ Shaver socket to bathroom
- ✓ Additional lounge TV sockets
- ✓ Domestic style mattresses

Add any of these

- Pre-galvanised or fully galvanised chassis
- 'Low E' PVCu Thermaglass double glazing
- Winter electric pack
- Winter premium pack
- Voiles throughout
- Free-standing fridge
- Free-standing or integrated fridge freezer
- Integrated microwave
- Lift-up bed to main bedroom
- Plain duvet covers and pillowcases
- Space saver bed (twin room only)
- Scatter cushions in lounge
- Free-standing dining table and chairs
- Patio doors

Winter packs to keep your holiday home cosy during colder spells

To ensure your holiday home stays cosy and warm in the winter months, we offer the choice of two winter packs.

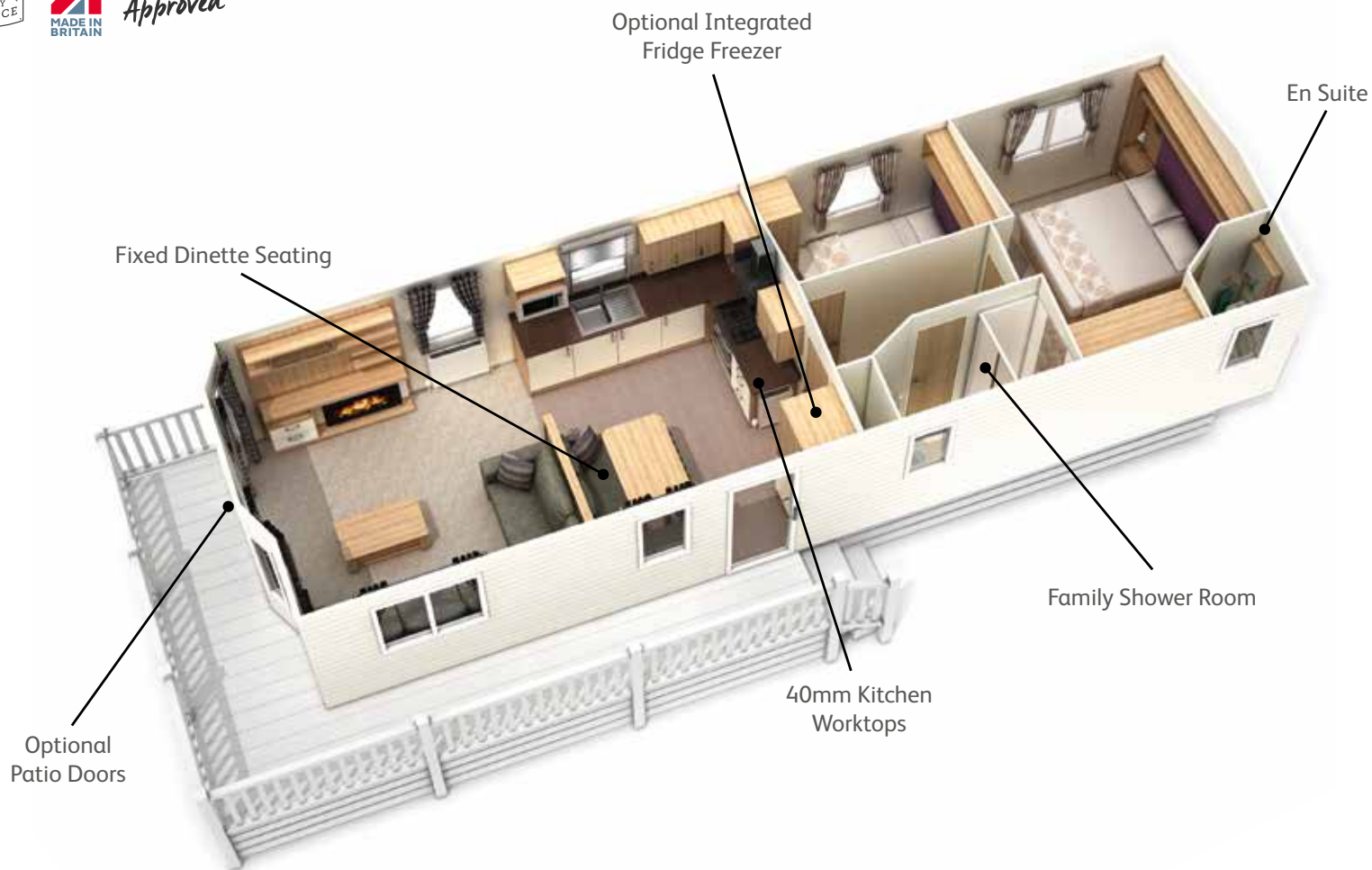
Winter Premium:

- 'Low E' PVCu Thermaglass double glazing
- Domestic central heating
- Exterior light

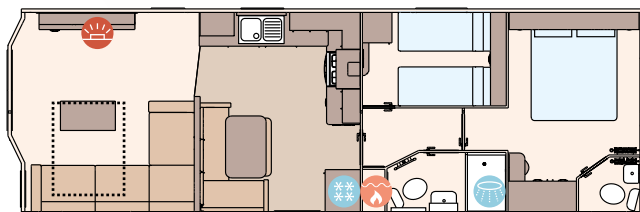
Winter Electric:

- 'Low E' PVCu Thermaglass double glazing
- 300w heaters to all bedrooms
- S-shaped towel rail in bathroom
- Exterior light





The Blenheim 36ft x 12ft x 2 bedroom model*



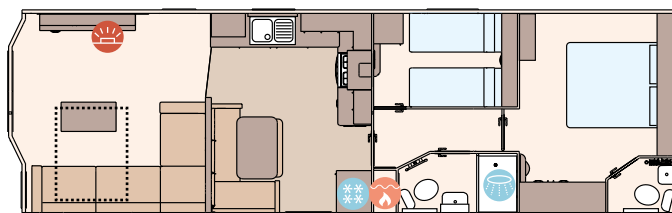
The Blenheim 36ft x 12ft x 2 bedroom

KEY:


- Fire
- Water Heater
- Shower
- Fridge/Freezer
- Front pull out bed



To take an interactive virtual tour
of The Blenheim visit www.abiuk.co.uk



The Blenheim 38ft x 12ft x 2 bedroom



The Blenheim 38ft x 12ft x 3 bedroom

*NB layouts will differ depending on the size of the model